



Newsletter of the Paradise Garden Club, Paradise CA [newsletter@paradisegardenclub.org](mailto:newsletter@paradisegardenclub.org) [ParadiseGardenClub.org](http://ParadiseGardenClub.org)

## The Prez Sez



Let's all take a moment to reflect on a wild May with its trifecta of windstorms, rainstorms and even a little hail all conspiring to keep us from our gardens and with the added benefit of producing a bumper crop of weeds for us to attend. On the brighter side, it has stopped raining and the weather is warming up and it is springtime.

Maybe it's me, but this spring seems to be a particularly beautiful one. In addition to the weeds, wildflowers of all shapes and colors are presenting their breathtaking dances. The poppy blooms have graced our town with large swathes of yellow and golden poppies sprouting in fields and yards throughout Butte County.

Hopefully everyone was able to visit the spectacle of our own Table Mountain this year. It's famous for its wildflowers and spectacular waterfalls.

Speaking of spectacular, thanks to the very hard work of so many in our own Paradise Garden Club who have toiled ceaselessly to present to our community a full two-day garden tour with six homes of exceptional grace representing our new standard of firesafe and waterwise plans. Additionally, we're very excited to be able to share our tour this year and showcase local artists and musicians at many of the houses on the tour provided by The Paradise Symphony and The Paradise Art Center. Their efforts deserve extra recognition. Our teams have been working very hard to present to our community the best representative tour possible in this postfire environment and they all should be recognized and applauded for their efforts. Come join us this June 3<sup>rd</sup> and 4<sup>th</sup> for the 2023 Paradise Garden Tour and plant sale.

Thank you to all who have donated plants to sell for our main fundraiser which allows us to offer scholarships for Butte College Horticulture students and our new Master Gardener scholarship. A special thanks goes out to Butte College, Chico Horticulture, and our generous club and community members for their contributions.

*Todd*

### **PGCI General Meeting, June 12 at 1:00 p.m.**

#### **After garden tour party**

Come enjoy a relaxed catered, yummy lunch together as we review last week's tour activities and learn how to make our next garden tour another fun community event. Please bring your opinions, ideas and strategies and share with us. Together we succeed.



## Beautification Team Report



Isn't the spring weather grand? Sunny days without much heat are just right for outdoor activities like a little gardening! The Beautification Team has been busy as usual. We removed the spent daffodil flowers leaving the greens to feed the bulbs for next year. We worked at the library mound removing invasive vetch & sweet peas. The ornamental grass now looks better without the wild green grasses spreading through it. The deer were munching on the leaves of the fruitless olive tree we planted two months ago. Spraying it with Deer Fence repellent has deterred them. Organic fertilizer has improved the soil as well as the plants in most areas. The fresh layer of mulch we are about to add will retain the moisture and deter new weeds.



Photo by Ellen Michels

We had the opportunity to help Ellen pull spring weeds in her garden during the convalescence of her knee.

I am so grateful for teamwork! We have fun getting things done together. Will you join us on a Thursday morning? Contact me, Jeudie, at [beautification@paradisegardenclub.org](mailto:beautification@paradisegardenclub.org). Or just stop by when you see us out there working.

*Jeudie*



## Goathead/Puncture Vine (aka caltrop, cat's-head, devil's thorn, tackweed)

Facts & experience gathered by Nancy Howe

Plant Family: Zygophyllaceae, Toxic to livestock




To the untrained eye, it looks like the ideal, natural ground cover spreading across hot, hard ground in dry conditions. Germination is usually April to October. Tiny fern like leaves spread out from one large tap root and quickly form a mat-like thickness with tiny yellow flowers. Here's where the friendliness ends. The flowers turn into hideous, hard, rigid spikes that easily puncture bikes tires, shoes, and will travel into your house on the soles of shoes and hide in your carpet.



Stepping barefoot on a burr is extremely painful for both pets and people. It can stick into fur and burrow between toes.

This burr also contains seeds. One plant can generate 200—5000+ seeds. This very invasive plant is in Paradise and surrounding areas. I did not see it in my Paradise property until last year. Remove the plant by pulling up the tap root or cutting the plant to ground level and applying an organic weed killer. Pick up all burrs from the ground to prevent accidentally carrying them into your home. Check your shoe treads. Let's do our best to get this out of Paradise.



## Upcoming Events

### Paradise Garden Club Event Calendar

Monday, June 12, 1:00-3:00pm After Party (of Garden Tour) & Voting for open Board positions  
Monday, July 10, 1:00-3:00pm Installation of Officers/Pot Luck/PGCI Gardens Slide Presentation  
Monday, August 14 NO MEETING! Put your feet up, sip icy lemonade, go swimming, have fun.

UC Master Gardeners of Butte County **Hotline is now open for help** with your yard and garden problems. Hours: Tuesday 9am-12pm and Thursday 1-4pm  
**Call** at 530-538-7201 **Email** questions to [mqbutte@ucanr.edu](mailto:mqbutte@ucanr.edu).

**The Master Gardener Program** is recruiting for the class of 2024. Applications will be posted at <https://ucanr.edu/sites/bcmg/about/join-us> in June. Deadline to apply is September 30th. They accept 35 trainees every two years. Training is for 4 1/2 hours a week, for 19 weeks, and goes from January – May. There is a \$200 fee for the training materials. PGCI will sponsor at least one PGCI member to go through the training.

**June 10 the Paradise Pool** opens at the Aquatic Park, 5600 Recreation Drive, Paradise until August 12. Extended classes & adult swim times available into September. Swim lanes, a deep-water slide, and a rock-climbing wall. The pool is open to the public Monday through Saturday, with an Adult Swim starting at 12:15pm, followed by an Open Swim for all patrons later in the afternoon at 1:30pm. The District offers an Aqua Aerobics class Mondays, Wednesdays, and Fridays in the evenings.

**June 24 "Party at the Pool"** movie night hosted by PRPD on outdoor screen, featuring *Finding Dory*.

### Garden Art Class - Sunday, June 11 @ 10am- Lakeside Pier

Painting in the garden time again! Sit under the shade of the trees & start your week with friends and refreshments as we paint this summertime piece. All materials and instruction are provided for the \$40 fee. Bring adult beverages of choice. Other refreshments provided. Register soon for limited seating at <https://www.christinemacshaneart.com/shop/p/garden-art-class-sunday-june-11-10am-lakeside-pier>

### Party in the Park Music & Marketplace 2023

Wednesdays, June 14-August 2, 6:30—8:30p.m.  
Paradise Community Park, 5570 Black Olive Drive

**Magalia Farmer's Market Mobile** **Sundays**, 10:00—1:00 Magalia Community Center (parking lot)  
Corner of Andover and South Park Drive, just off the Skyway

**Chico Farmer's Market** **Wednesdays** North Valley Plaza Mall Parking Lot Pillsbury Road adjacent to Trader Joe's YEAR ROUND, RAIN or SHINE 7:30am – 12pm

**Chico Farmers Market** **Saturdays** Downtown Chico Municipal Parking Lot 2nd St. & Wall St.  
YEAR ROUND, RAIN or SHINE 7:30am – 1pm

### Johnny Appleseed Days at Terry Ashe Park, Paradise

Saturday, October 7 from 10 a.m. to 5 p.m.  
Sunday, October 8 from 10 a.m. to 4 p.m.

**Coming Soon!**

### Butte Rose Society's 2023 Annual Rose Show & Festival of Roses

Saturday, October 28



# Getting to Know You



A succulent prize Anne won at the recent tea party at the Paradise Elks WomensClub. Photo by Joyce Hummel

These days you'll find Anne Pace headed to her garden with a hardy garden stool and a plan to prioritize garden duties. There's so much, she can start anywhere. Her 2023 garden focus is to cultivate more flowers and grow a small food garden of tomatoes, peppers, zucchini and herbs. Her dream has always been to have a flower garden to provide a weekly bouquet for the table.



Anne derives satisfaction from growing things, plus adding a bit of whimsy to the garden makes it fun, like eclectic yard art, a "Ganesha" statuary widely revered as the remover of obstacles and bringer of good luck, a peace pole, and a windmill that the wind recently took the top from and has been fixed once again. Anne's gathered and placed these treasures in her garden paths along with stones made by her grandchildren that survived the fire.

What paths brought Anne to this present moment? In 1988 she went back to college in Weed, California after her divorce and then transferred to Arcata to attend Humboldt State. She lasted there for only two months because when the sun was shining, the wind was blowing. Needing more sun, she moved to Marysville in 1990 and lived with her mom for a few months while continuing college at Chico State as a student in liberal arts. She graduated in 1992 with a bachelors in Liberal Studies and a teaching credential.

Jobs were scarce, and Anne took whatever was available, which took her on a journey of many trails. She was a long-term sub in Sterling City, teaching second and third grade; and taught math and English at Bidwell Junior High School. Not getting hired as a full-time teacher was a blessing in disguise because the day her job ended at Bidwell Junior, she was hired by Butte County Office of Education to assist with special programs. Her favorite was teaching Chico State students to be tutors in local classrooms while working on their teaching credential. She also enjoyed traveling to school districts statewide for California Safe Schools Assessment, teaching administrators and staff about reporting crimes committed on their campuses. She traveled with a very personable police officer from South Lake Tahoe to schools throughout the state until the funding ended. Anne also worked as Executive Assistant to her entrepreneur son-in-law in Chico and retired from there.



She met her husband, Bob, through mutual friends at the Hatch Cover in Chico after a presentation by Deepak Chopra at Enloe Conference Center. Bob was interested in someone else in the group but their paths crossed again through a work acquaintance in 1992, and their relationship developed.

Anne moved from Chico to Paradise in 1992. Her son lives in Paradise and her daughter lived in Chico until moving to Washington in 2018 just before the fire. Her son's house survived the fire.

With a love for travel, the couple went to Alaska in 2022 and Anne often goes to Washington to visit her daughter. She's been to a retreat in Costa Rica twice for post fire therapy with friends from the Center for Spiritual Living in Chico.



After the 2018 Campfire fire, Anne enlisted the services of landscaper Carla Harford, who had previously worked at Mendon's Nursery, and they discussed a plan of where to put out buildings and landscape. It was comforting that a few plants survived the fire and stayed, like oleanders, alstromeria and a bay tree.



Sun Star (*Ornithogalum dubium*)



Among Anne's favorite things are her seven grandchildren, her grand dog, and gardening. She also loves choral singing and has been part of a large choir at CSL Chico for 20+ years.

Gardening in Paradise for the couple is a continuous learning adventure of what does and doesn't work on their two-thirds of an acre property. They've discovered the pleasing dark orange blossom of the Sun Star (*Ornithogalum dubium*) and the challenges of finding methods to deal with gophers.



The desire to learn more about gardening spurred Anne to join PGCI in October 2022, and recently join the Beautification Team because she likes being outside with like-minded people. Anne volunteered and by a unanimous vote will be the First Vice President of PGCI coming into this 2023-2024 year. Welcome Anne! The adventure continues.

*We'll be seeing more of Anne's garden in subsequent newsletters. Have you spotted her best buddy Koda? He's having a ball in the garden.*



# Gardening For Wildlife

Linda Goddard

## Ticks! A Guide to Prevention and Management

Ticks are a common sight in gardens and outdoor spaces. These tiny arachnids are known for their ability to transmit serious diseases such as Lyme disease, Rocky Mountain spotted fever, and tick-borne encephalitis. As a gardener it's important to know how to prevent and manage tick infestations to keep both yourself and your garden safe.

The most common ticks found in Butte County are the Western black-legged tick, *Ixodes pacificus*, the American dog tick, *Dermacentor variabilis*, the Pacific Coast tick, *Dermacentor occidentalis*, and the Brown dog tick, *Rhipicephalus sanguineus*.



Dog Tick

Most ticks will crawl to the tips of grasses, brush, leaves, or branches and wait. With their front legs outstretched, they will wait for a host to brush up against them.

When the tick does come into contact with an animal, it will grab on and crawl to an appropriate area on the animal to feed.

### Preventing Tick Infestations

The best way to manage ticks is to prevent them from infesting your garden in the first place.

1. Keep your grass trimmed: Ticks love long grass, so keep your lawn trimmed short to discourage them from settling in your yard.
2. Create a border: Ticks don't like to cross open spaces, so create a border around your garden by laying down gravel, mulch, or another type of landscaping material.
3. Use tick repellent: Apply tick repellent to your skin and clothing before heading outside.
4. Wear protective clothing: When you're working in your garden, wear long pants and sleeves to protect your skin from ticks.
5. Check yourself and your pets: After spending time outside, check yourself and your pets for ticks. Be sure to check under the arms, behind the knees, and in other crevices where ticks like to hide.

### Managing Tick Removal

6. Remove ticks promptly: If you find a tick on yourself or your pet, remove it promptly with a pair of tweezers or a tick spoon (my favorite). Grasp the tick as close to the skin as possible and pull it straight out. Don't twist or jerk the tick, as this can cause the mouthparts to break off and remain in the skin. Place the tick in a container with a moist cotton ball and take it to Butte County Health Department to have it tested for Lyme disease.



Safe & Easy Tick Removal  
For People & Pets



Share your pictures and experiences with our Garden Club on Facebook!

# GARDENING LIKE AN ASTRONAUT

by Anne Barrett

## Part 6: Lessons learned to date

If you're thinking of a tent garden, let's see if I can save you some my missteps. Will little reordering:

- Kind of a no-brainer, but different plants want different intensities of light. Arrange your garden to provide a little shade under the bigger plants.
- Do any repotting *outside* the tent. Dry soil can aerosolize and will settle on your shiny surfaces, even your grow lights.
- Walls and floors do need to be clean to reflect light, but don't despair: you needn't do EVERY surface every time you clean. Instead, exercise a *kai zen* ("continuous improvement") approach by letting no spill go to waste. Use water spills to wipe surfaces clean. Use liquid fertilizer spills as a moment to deploy your favorite surface cleanser (after wipe-up). In any case, clean as much surface area as you effectively can, every time you can, and save the major jobs for once a year.
- Keep a supply of clean old rags immediately on hand for those cleanups.
- Spray nothing other than water mist in your enclosed space. Spray your surface cleanser onto a cleaning rag well *outside* the tent.
- Even if you're employing wick watering, you'll want to apply liquid fertilizer from the top.
- Fill pot saucers with small pebbles to elevate your plants above any sitting water or plant food. Remove as much of that as possible, as soon as practicable. (Good tool for this: a dedicated turkey baster or battery-fluid filler.)
- If your plants are against the wall, making it hard to get to their other side, lift the far side of the saucer by placing a small, flat stone underneath. It'll be less obvious visually than you might imagine, and extra liquid then will collect in a more convenient spot for siphoning.
- Any significant liquid remaining after all these approaches? Bleach is your pal. Three or four drops in a pot saucer once a week will keep algae down. Use a dedicated medicine dropper. (Also works on algae in wicking setups, but use just as sparingly.)
- Invest in a stack of extra saucers to swap in, allowing for a deeper cleaning on the ones swapped out.
- As soon as possible, identify and address plant diseases. Remove plants that fail to thrive.
- This one will save you money: if you're growing veggies, herbs, &/or flowers you can forgo the large (deodorizing) exhaust fan systems offered with most grow-tent packages. Deodorizing isn't your problem. Instead, install two or three small, clip-on, oscillating fans to keep air moving, aiding photosynthesis and combating foliar diseases. (Don't clip them too high: horizontal airflow seems to work best.)



Hope this series has been interesting, possibly even useful; it's been a pleasure for me. If you'd like to talk tent gardening of anything *other than* cannabis, feel free to contact me: [abarrett@3catsplus.us](mailto:abarrett@3catsplus.us).

# Minutes from last month

## Paradise Garden Club. Inc. General Meeting

May 8, 2023

Terry Ashe Recreation Center

Todd Hummel called the meeting to order at 1:05 pm. There were approximately 20 people attending.

### Budget

Margaret reported that the budget for 23-24 had gone out to all members in a Mailchimp. Todd called for a vote on the budget, and it was approved by a majority.

### Elections

Todd stated that Anne Pace had accepted the nomination for 1st VP. He asked for any other nominations and there were none. Joyce nominated Anne, Heather seconded, and Anne was voted in unanimously.

### Field Trips

Todd and Joyce gave a brief summary of the field trip to Filoli Gardens. The gardens were beautiful, and they enjoyed the trip. They ran into two people who had opted for the bus, and they felt they did not have enough time at the gardens. Suggestions for future field trips include Empire Mine in Grass Valley, High Hands Nursery in Loomis, Maple Rock, and the botanical garden at the Sundial Bridge in Redding. Todd asked if people preferred weekdays or weekends for field trips, and the majority preferred weekdays.

### Master Gardener Minute

Ellen reported that the Master Gardener plant sale was coming up on Sunday May 14<sup>th</sup>. It is held at Patrick Ranch and the plants are all propagated by master gardeners. Many of them are native plants, and all do well in Butte County. Ellen also shared that the Master Gardener Program is recruiting for the class of 2024. Applications will be posted at <https://ucanr.edu/sites/bcmg/about/join-us> in June, and the deadline to apply is September 30<sup>th</sup>. They accept 35 trainees every two years. The training is for 4 1/2 hours a week, for 19 weeks, and goes from January – May. There is a \$200 fee for the training materials, but PGCI will sponsor at least one person to go through the training.

### Garden Tour Update

Tickets for the garden tour are being sold at Paradise Garden Supply, Bobbi's and Nothing but Love. Nancy handed out flyers for people to help get the word out. Sandy suggested that the flyer be reduced and put 4 on a page so people can have the info to take with them Nancy will do that. Sandy also suggested putting where you can buy tickets on the website. Wendy asked about donating plants to the sale; she has fifty to donate. Anyone donating plants can bring them to the Habriel's on the Thursday before the tour. Anne Pace and Wendy will do cashing at the hub. There will only be customer parking at the hub. Workers should park at the car wash, or Rose Chapel, or across the street. Anyone working two shifts or more can go on the pre-tour, which will be held on May 27<sup>th</sup> at 1:00. Meet at the PID office.

*Minutes continued on page 9*



May 2023 Minutes continued from 8

Ward brought a guest, Jackie Chase, a retired Chico State professor who is currently doing research on displacement after fires. She is doing interviews with newcomers to the ridge and gave her email ([jchase@csuchico.edu](mailto:jchase@csuchico.edu)) for anyone wanting to share info for her project. Rebuild Paradise is partnering with her on this project. She agreed to come back and do a more thorough presentation in the future.

### Round Table Discussion

Todd asked everyone what is going well, or not so well, in their gardens. There was a lot of talk about weeds. Weed cloth is not helping. Joyce suggested mowing weeds, not pulling them out by the roots, to conserve the soil's integrity. Sandy uses vinegar. Kathleen said she only recommends using Roundup as a last resort, and it works best when the plant's sugars are going down into the roots, which happens in the fall.

Shawn Ramsey offered for people to come see her garden. Her property is surrounded by Redwoods and two creeks, and the plants are peaking right now, she may want to be on the garden tour next year.

Ward mentioned that the water conservation award for the garden tour is not being given because only two of the homes on the tour are on PID water. The fire safe award is down to two possibilities.


The meeting was adjourned at approximately 3:15.

Respectfully submitted, Ellen Michels, Recording Secretary



## Praying Mantis

Facts & experience gathered by Nancy Howe



Their lifespan is short; most mantids live less than a year. A female mantis lays 12 to 400 eggs in the fall. The eggs are surrounded by a liquid that hardens and protects the eggs. The adult mantids die before winter, but the eggs survive the winter in this hardened egg case, called an ootheca.

Gifted in camouflage, these wonderful garden creatures eat pest insects, mites, and their eggs.

Marigolds, raspberry canes, dill, fennel, and angelica attract Mantises and they appreciate a humid environment. However, they seem to lay their eggs and thrive in our dryer Paradise gardens, laying their eggs on a tree branch, nibbling an aphid off a rose, dusty miller, or whatever you've got growing. A critter friend, helping in the garden.



Photo by Nancy Howe



## Black Point Historic Gardens Project

By Natalie Korengold, Program Manager: Black Point & Alcatraz Historic Gardens

We were so saddened to hear of Shane's passing in February. Her passion for gardens as a site for community, learning, and art has been an inspiration. We are so grateful to have known Shane as a partner and a friend. Thank you to those who have donated to the gardens in her honor. May her memory follow us down trails of flowers.

I imagine many are curious about the progress of the Black Point historic gardens. Though we are in the midst of the season of weeds, it is also the season of native wildflowers! We have also been cultivating our perennial gardens with the help of the California Garden Club's funding. Over the last season, we were able to plant out the upper walkway of the gardens with some pollinator favorites. With the help of community groups, we have begun installing drip irrigation across the site, and hope to continue that work in the coming season.

By Julie A West, Interim Black Point Historic Gardens Chairman

Since the passing of Chairman Shane Looper on February 3, 2023, CGCI has received **\$6,065.95** in Shane's memory from the following generous donors:

*Suzanne Andrego, Cactus & Succulent Society of San Jose, Suzanne Carder, Carolands Garden Club, Caruthers Garden Club, Channel Islands District, Al & Pat Clayes, Eureka Sequoia Garden Club, Cathy Felton, Floral Design of San Luis Obispo, Furyu Floral Designers, Garden & Floral Arrangers Guild, Garden Club of St. Francis Wood, Garden Study Club of the Peninsula, Janice Hamlin, Hanford Garden Club, Hesperia Garden Club, Mary Huntoon, Adele Kelly, Maria Krennek, Manteca Garden Club, Jane McKee & Dan Recia, Organic Garden Club of Sacramento County, Paradise Garden Club, Patterson Garden Club, Judi Picinini, Greg & Robin Pokorski, Adora Pullinger, Joyce Richardson, David Robson, San Francisco Peninsula Camellia Society, Santa Rosa Garden Club, Hetty Shurtleff, Elisabeth Tufo, Turlock Garden Club, Carol Vallens, Barbara Weiler, Dave & Julie West and Lina Woo.*

In addition, donations in memory of Dolores Moffat were received from Diablo Foothills District and Hetty Shurtleff as well as a general project donation from Mission Viejo Garden Club.

**\$6,265.95** is the grand total of all donations received as of March 20, 2023. If you would like to make a donation "in honor of" or "in memory of" or support the project in general, click on this link: [Black Point](#)

CGCI's partnership with Golden Gate National Parks Conservancy on this project continues through June 30, 2026. Donations of any amount are welcome and your support is appreciated!

# Victory Garden in Containers

Maggie Stuckey

Balcony Garden • Michel Viard

When was the last time you heard someone express, or use wording that hints at, that nasty old stereotype of garden club members as ladies in high heels and pearls, sipping tea from Wedgwood china? Did you wish you could have thought of the perfect comeback? Let me tell you a story.

Some years ago, a men's garden club in my hometown (Portland, Oregon) invited me to come to speak at their next meeting about my then-recent book, *200 Tips for Growing Vegetables in the Pacific Northwest*. My first thought was, I would love to. My second thought was, A garden club for men? Now that's progress!

The hosts were gracious, the day was sunny, and the room was full. But in the back row, two men kept their conversation going at a normal voice level, even after the program started, and glares from others in the audience did not have any effect. Finally, one man stood up, turned in their direction, and blasted: "Hey, dude. Cut the crap. We are trying to learn something here."

Granted, this was years ago. So maybe that old garden club stereotype is well and truly dead. But if you do encounter that outdated idea, remember that wise advice: "Cut the crap, dude!" In your own words, of course. I think you will find it feels good to set someone straight about garden clubs.

And that is one reason – among many – that I happily provided information about garden clubs in my newest book, *The Container Victory Garden: A Beginner's Guide to Growing Your Own Groceries*. This book was inspired by the garden frenzy – there is really no other word for it – that we all witnessed in 2020 and 2021, as that terrible virus we learned to call COVID made us afraid to do ordinary things like go to the grocery store. Many people in desperation decided, Well, I'll just plant a small garden; we'll at least have some fresh vegetables. And many of them were brand-new gardeners. According to industry research data, in 2020 more than 18,000 people in the US planted a vegetable garden for the first time.

I kept thinking about those new gardeners, trying to keep themselves and their loved ones safe, doing the best they could to get their gardens going. Where would they find the help they needed? Retail nurseries had only empty shelves and overworked employees trying their best to answer questions. Mail-order seed houses often had to shut down their normal customer service operation because their websites kept crashing. Nobody—I mean, nobody—had seeds to sell.

*continued on page 13*

Even if they could manage to snag some seeds or baby transplants, many of those new gardeners did not have any land in which to plant them. That is because a large portion of those new gardeners, later surveys showed, were young urbanites, living in high-rise apartments. Maybe they had a balcony, a deck, or a patio – but no traditional garden space. What they did have, instead, was determination, and they quickly found the solution: plant their gardens in containers.

All this – the anxiety, the desperation, and people trying to plant a garden any way they could, even if they did not know much about it—made me think about the Victory Gardeners of World War II. They, too, valiantly took up gardening, in any little bit of land they could find. It was both a way to help the war effort and to take their mind off what was happening overseas where loved ones were in jeopardy.

As I thought about all this, I could see three themes taking shape simultaneously. People doing the best they could in a terrible time: a world war, a terrifying pandemic - finding a measure of peace through working in a garden. People planting their gardens in any little space they could find: a neighborhood vacant lot, streetside parking strips or land set aside from a public park, or in no space at all with a few containers on their balcony. People finding the courage to try something new, in their determination to keep their families safe and at the same time provide healthy foods for the supper table.



Step Garden • Geo-grafika

That courage, that calm determination, is why I decided to focus this gardening book for beginners. They deserved all the help I could give them and much more besides. That is why I put so much emphasis on helping my readers find help from experienced gardeners wherever they could. I included information on how to find garden clubs in their area and encouraged them to arrange a visit. "If you find a neighborhood garden club, ask if you can come as a guest," I wrote. "I can't imagine you'll get anything other than an enthusiastic yes." (Do not make a liar out of me, my friends.) I know you will not. As I wrote in several other spots in the book, "Gardeners are the nicest people in the world." What say we add a few million to the family this year?

#### TIPS FOR NEW CONTAINER GARDENERS


1. Figure out your sun patterns. Most vegetable plants want 6 hours of sunshine per day. Otherwise, focus on leafy greens and things that grow underground.
2. Start with transplants instead of seeds whenever possible. Much easier.
3. Start with the right varieties. Here is a handy checklist:
  - a. Is it appropriate for containers, in growth habit and mature size?
  - b. Does it have a good ratio of foodstuffs it produces, in relationship to the garden space it needs?
  - c. Is it worth the trouble? If you can easily find it in the supermarket all year long, save your precious space for something else.
  - d. On the other hand, is it something special you cannot easily find at the grocery store? That is a container gardener's win/win.


From the  
**PGCI Archives**

# 2009 Paradise Garden Club

**Locations of Some of our 60,000 Daffodil Bulbs Planted**

1. Rod and Gun Club, lower Skyway (below map area)
2. Ascending into Paradise Sign, on Skyway
3. Welcome to Paradise Sign, on Skyway & Neal
4. Fire Safe Council, on Black Olive
5. Fire Station, on Birch
6. Depot Community Park, on Pearson & Black Olive
7. Gold Nugget Museum, on Pearson
8. Aquatic Park, on Buschmann & Recreation Drive
9. Senior Center & Performing Arts Complex, on Nunneley
10. Paradise Library, on Clark
11. Terry Ashe Park, on Skyway & Elliott
12. Bille Park, Bille Road Entrance
13. Bille Park, West Wagstaff Entrance





OUR VISION: TO PLANT DAFFODILS ACROSS THE RIDGE TO WARM THE SOUL AFTER A AND LONG AND DREARY WINTER....COMBINED WITH THE DESIRE TO BRING LIFE BACK TO A COMMUNITY SUFFERING FROM A SUMMER OF FIRE, SMOKE AND ASHES.

We are part of this! A vision, a mapped out plan, enthusiastic doers with a passionate goal. Daffodils Across the Ridge is an ongoing endeavor to bring life back to Paradise. Join us.

# Contemplate



Photo & Haiku by Nancy Howe

My life is simple  
Camouflage, don't get eaten  
Watch, eat, think, enjoy.